

# KENTUCKY LIVESTOCK AND GRAIN MARKET REPORT

Volume No. 34 Issue No. 19 Released: 05/13/2019

**Kentucky Department of Agriculture**  
**Market News Branch**  
 111 Corporate Drive  
 Frankfort, KY 40601  
 Telephone No.: (502) 573-0282  
 www.kyagr.com



**Ryan F. Quarles, Commissioner**

**John Chism, Market News**  
 Market News Office-502-782-4107  
 www.ams.usda.gov/marketnews.htm  
 Farmplot: (800) 327-6568 in Kentucky  
 Farmplot: (502) 573-0553 out of state

**Mammoth Cave Dairy Auction, Smith Grove, KY      05/07/2019      Receipts: 906      Holsteins unless otherwise stated**

**Springers:** (2-4 years old, 5-8 months bred) Supreme no test. Approved 1000.00-1100.00. Medium 825.00-975.00. Common 650.00-800.00.

**Fresh Milking Cows:** (2-4 years old) Supreme 1400.00-1550.00. Approved 1275.00-1375.00. Medium 1075.00-1275.00. Common 750.00-1025.00.  
 (5-6 years old) Supreme no test. Approved no test. Medium no test. Common 600.00-750.00.

**Short Bred:** (2-3 years old, 1-4 months bred) Supreme no test. Approved no test. Medium no test. Common 675.00.

**Open Heifers:** Supreme no test. Approved 400-500 lbs 250.00-275.00. Medium 300-400 lbs 170.00-180.00. Common 300-400 lbs 140.00.

**Holstein Heifer Calves:** (per head) Small and Medium 40.00-70.00, Large 80.00-150.00.

**Holstein Bull Calves:** (per head) Small 30.00-70.00. Medium and Large 80.00-110.00. Jersey 30.00-70.00.

### KENTUCKY GRAIN PRICES

LOUISVILLE AREA: Louisville & Bagdad; PENNYRILE AREA: Allensville, Auburn, Franklin, Hopkinsville & Pembroke;  
BLUEGRASS AREA: Bardstown, Lexington & Winchester; GREEN RIVER: Caneyville & Livermore;  
NORTHERN KENTUCKY AREA: Silver Grove at Cincinnati; PURCHASE AREA: Clinton & Mayfield.  
 Opening bids at elevators and processing plants.

**Eastern Cornbelt Ethanol Plant Report**  
**05/13/2019**  
**Indiana Ohio Illinois**

Yellow Corn Spot Bid 3.31-3.67

05/13/2019 4:00 pm est Bids for next day Cash Bids	Louisville	Pennyrile	Purchase	Bluegrass	Green River	Northern KY
Corn #2 Yellow	3.48-3.54	3.57-3.62	3.49-3.55	3.35	3.57	3.50
Corn #2 White		NA				
Soybeans #1 Y	7.29-7.71	7.53-7.58	7.71-7.76	7.13	7.73	7.85
Wheat #2 SRW	4.06	4.22-4.42	NA	NA	NA	NA
Barley						

Dried Distillers Grain (\$/ton)  
 10% moisture 111.00-148.00

Modified Wet Distillers (\$/ton)  
 50-55% moisture 70.00

**New Crop Delivery Contract**

Corn #2 Yellow	NA	3.57-3.62	3.51-3.57	3.47	3.52	3.39
Corn #2 White		3.67				
Soybeans #1 Y	NA	7.63-7.88	7.83-7.88	7.53	7.78	7.80
Wheat #2 SRW	4.52	4.22-4.42	4.42-4.47	4.12	4.27	4.52
Barley						

**Kentucky Weekly Cattle Receipts as reported at local markets:**

04/20/19	21,263
04/27/19	23,758
05/04/19	23,504
05/11/19	19,638

Weekly Feed Ingredient Price Wholesale prices, \$ per ton Rail or Truck FOB Location	Owensboro Grain 05/13/2019	Commonwealth Agri-Energy Hopkinsville 05/13/2019	St. Louis Weekly Feed Prices 05/07/2019	Memphis Weekly Feed Report 05/07/2019	Corn Belt Feedstuffs Report 05/07/2019	Eastern Cornbelt Hog Prices 05/13/2019 Barrows & Gilts Receipts: 7,969 Base Price: \$72.00-\$83.00 Wt. Avg. \$80.88	FOR DAILY LIVESTOCK AND GRAIN MARKET REPORTS
Soybean Meal 48% Sol	295.00	—	296.00-301.00	287.30-308.30	272.20-293.20	Compared to prior day, wt. avg. prices were 3.00 lower to 5.25 higher, the market trend is not well established. Slow market activity with light to moderate demand.	<b>CALL FARMLOT</b>  <b>1-800-327-6568</b>  <b>1-502-573-0553</b>
Soybean Hulls	120.00	—	—	120.00	—		
Corn Distillers Grain Dried	—	158.00	—	—	111.00-148.00		
Distillers Grain Modified	—	88.00	—	—	—		
Distillers Grain Wet	—	54.00	—	—	—		
Corn Condensed Solubles	—	NA	—	—	—		
Corn Gluten Feed 20-21 pct	—	—	130.00	—	95.00-110.00		
Corn Gluten Meal 60 pct	—	—	400.00	—	350.00-370.00		
Cottonseed Meal 41 pct	—	—	255.00	215.00-220.00	—		
Whole Cottonseed	—	—	—	195.00	—		
Wheat Middlings	—	—	80.00-90.00	—	—		

**Weekly Kentucky Cattle and Grain Summary**

**USDA Livestock, Poultry and Grain Market News**

**Frankfort, KY**

Monday, May 13, 2019

For Week Ending:

Saturday, May 11, 2019

Receipts: 18,689

Last Week: 21,613

Last Year: 22,291

[SV\\_LS145](#)

Compared to last week feeder steers and heifers were mostly 3.00-5.00 lower. Best demand continues to be for preconditioned cattle weaned a minimum of 30 days with thin-to-average flesh conditions. Slaughter cows were mostly steady to 3.00 lower, and slaughter bulls mostly steady. Rain was prevalent throughout the week hampering much fieldwork throughout the region.

[More..](#)

[SV\\_LS145](#)

**STATE AVERAGES**

	<u>This Week</u>	<u>Prior Week</u>	<u>Last Year</u>
<b>Steers (M&amp;L 1-2)</b>			
350-400 lbs	168.89	171.87	173.88
400-450 lbs	168.10	167.07	170.38
450-500 lbs	162.61	165.20	167.13
500-550 lbs	159.57	160.93	161.34
550-600 lbs	153.53	158.81	156.34
600-650 lbs	145.67	147.67	147.86
650-700 lbs	140.89	143.04	142.98
700-750 lbs	133.22	138.31	138.68
750-800 lbs	129.20	133.25	139.01
800-850 lbs	130.00	126.99	132.53
850-900 lbs	119.88	132.35	132.84
<b>Heifers (M&amp;L 1-2)</b>			
300-350 lbs	144.19	146.91	155.45
350-400 lbs	144.35	147.23	152.46
400-450 lbs	140.93	144.37	147.65
450-500 lbs	142.40	142.04	145.44
500-550 lbs	134.97	137.30	140.34
550-600 lbs	132.44	135.40	136.46
600-650 lbs	125.29	128.83	130.12
650-700 lbs	125.88	127.49	128.02
700-750 lbs	119.09	122.90	125.37
750-800 lbs	116.72	118.60	122.13

[SV\\_LS145](#)

**WEEKLY COW SUMMARY**

	<u>Average</u>	<u>High</u>	<u>Low</u>
<b>Slaughter Cows</b>			
Breakers	45.50-59.50	52.50-68.00	
Boners	37.50-62.00	46.50-66.00	30.00-51.00
Lean	30.00-57.00	40.50-63.00	24.00-50.00
<b>Slaughter Bulls</b>			
Yield Grade 1&2	64.00-88.00	75.00-95.00	63.00-80.00

[SV\\_LS551](#)

**May 9, 2019**

**Bowling Green, KY**

**SLAUGHTER GOATS: 98**

**Kids: Selection 1** 45-55 lbs 335.00; 65-75 lbs 315.00. **Selection 2** 30-40 lbs 260.00; 45-60 lbs 335.00. **Selection 2-3** 45-60 lbs 275.00.

**SLAUGHTER SHEEP: 446**

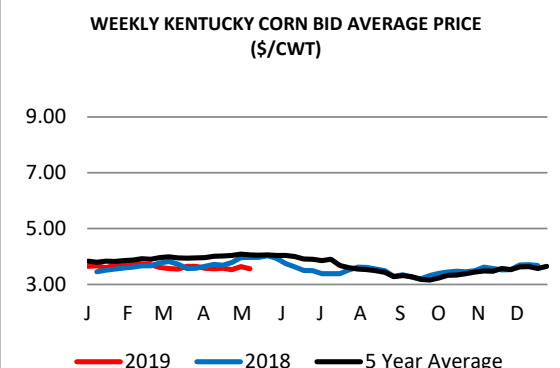
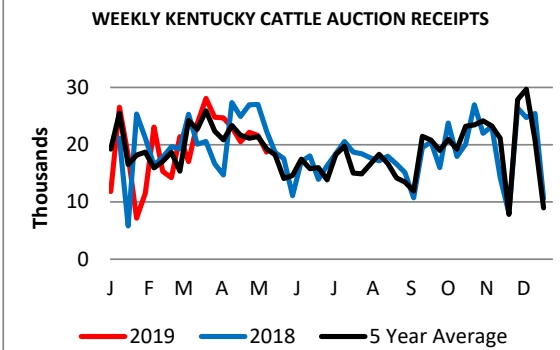
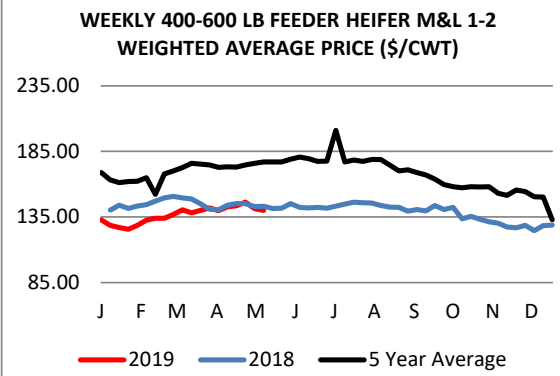
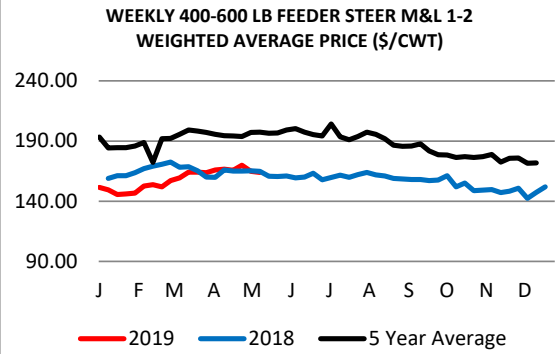
**Slaughter Lambs: Hair Prime and Choice YG 2-3** 45-60 lbs 210.00-225.00; 60-80 lbs 202.50. **Wool Prime and Choice YG 2-3** 50-60 lbs 225.00; 65-85 lbs 197.50-205.00; 105-115 lbs 185.00 115-125 lbs 182.50.

**Slaughter Ewes: Hair Choice YG 4** 180-200 lbs 70.00.

[More](#)

[SV\\_GR110](#)

	<u>This Week</u>	<u>Prior Week</u>	<u>Last Year</u>
<b>GRAINS</b>			
<b>Corn</b>	3.30-3.75	3.22-3.85	3.59-4.15
<b>Soybeans</b>	7.19-8.18	7.52-8.48	9.32-10.33
<b>Red Winter Wheat</b>	3.94-4.59	3.94-4.68	4.42-5.21



**USDA-KY Livestock, Poultry & Grain Market News**  
 Frankfort, KY  
 Jodee Inman, OIC 502-782-4139  
 Email: Jodee.Inman@ams.usda.gov  
[USDA Livestock, Poultry, and Grain Market News](#)

<b>Blue Grass South</b> Stanford, KY May 6 & 9, 2019 <b>Feeder Steers:</b> Medium & Large 1-2 72 hd. 773# 135.00 blk 70 hd. 786# 136.25 blk 40 hd. 802# 124.00 blk-charx 62 hd. 848# 135.50 blk 54 hd. 875# 122.80 blk-charx-red 60 hd. 916# 127.00 blk-charx 119 hd. 923# 126.75 blk-charx 57 hd. 937# 121.75 blk-charx	<b>KY-TN Livestock Auction</b> Guthrie, KY May 9, 2019 <b>Feeder Heifers:</b> Medium & Large 1-2 28 hd. 443# 140.50 bbwf 23 hd. 491# 135.50 bbwf 32 hd. 547# 136.25 bbwf 69 hd. 720# 122.25 blk	<b>Blue Grass Stockyards</b> Lexington, KY May 6 & 7, 2019 <b>Feeder Steers:</b> Medium & Large 1-2 96 hd. 510# 192.25 blk 27 hd. 671# 153.00 blk 62 hd. 824# 134.25 mixed <b>Holstein Steers:</b> Large 3 65 hd. 801# 93.25 <b>Feeder Heifers:</b> Medium & Large 1-2 25 hd. 590# 133.50 charx-blk 20 hd. 622# 129.25 blk-charx	<b>Paris Stockyards</b> Paris, KY May 9, 2019 <b>Feeder Heifers:</b> Medium & Large 1-2 80 hd. 647# 140.00 blk-charx
<b>Kentuckiana Livestock Market</b> Owensboro, KY May 6, 2019 <b>Feeder Bulls:</b> Medium & Large 1-2 23 hd. 437# 155.00 blk 21 hd. 522# 146.00 blk 24 hd. 586# 133.00 blk	<b>Farmers Livestock</b> Glasgow, KY May 6, 2019 <b>Feeder Steers:</b> Medium & Large 1-2 35 hd. 655# 145.00 blk 20 hd. 736# 134.25 blk <b>Feeder Heifers:</b> Medium & Large 1-2 20 hd. 364# 147.50 blk 29 hd. 438# 144.50 blk 25 hd. 446# 134.25 mixed 22 hd. 529# 139.00 blk 22 hd. 545# 128.00 mixed <b>Feeder Bulls:</b> Medium & Large 1-2 20 hd. 368# 175.00 blk 26 hd. 444# 150.00 blk 47 hd. 518# 143.50 blk	<b>Russell County Stockyards</b> Russell Springs, KY May 8, 2019 <b>Feeder Steers:</b> Medium & Large 1-2 24 hd. 366# 173.50 blk 38 hd. 434# 167.25 blk 27 hd. 505# 167.00 blk 39 hd. 707# 146.00 blk 65 hd. 803# 132.50 blk-charx-blk 113 hd. 853# 130.75 blk-red-charx 62 hd. 875# 133.60 blk 54 hd. 972# 122.50 blk-charx-red <b>Feeder Heifers:</b> Medium & Large 1-2 24 hd. 355# 153.00 blk 28 hd. 424# 144.90 blk 39 hd. 518# 145.00 blk 36 hd. 752# 125.50 bbwf	<b>Blue Grass of Richmond</b> Richmond, KY May 10, 2019 <b>Feeder Steers:</b> Medium & Large 1-2 41 hd. 564# 160.00 blk-charx
<b>Lake Cumberland Livestock</b> Somerset, KY May 11, 2019 <b>Feeder Steers:</b> Medium & Large 1-2 22 hd. 778# 136.50 mixed 62 hd. 831# 133.75 blk-charx 61 hd. 872# 126.50 mixed 57 hd. 942# 120.50 mixed 58 hd. 1008# 115.75 mixed 52 hd. 1121# 113.00 blk-charx	<b>Blue Grass of Albany</b> Albany, KY May 8, 2019 <b>Feeder Heifers:</b> Medium & Large 1-2 64 hd. 458# 153.75 blk	<b>Blue Grass East</b> Mt. Sterling, KY May 8, 2019 <b>Feeder Steers:</b> Medium & Large 1-2 58 hd. 945# 126.35 blk-mixed	<b>Blue Grass of Campbellsville</b> Campbellsville, KY May 11, 2019 <b>Holstein Steers:</b> Large 3 20 hd. 465# 95.00 <b>Feeder Heifers:</b> medium & large 1-2 85 hd. 454# 154.50 mixed
			<b>United Producers Owenton</b> Owenton, KY May 8, 2019 <b>Feeder Steers:</b> Medium & Large 1-2 62 hd. 728# 144.40 blk 59 hd. 879# 130.25 blk
			<b>Washington Co. Livestock</b> Springfield, KY May 6, 2019 <b>Feeder Heifers:</b> Medium & Large 1-2 23 hd. 494# 135.00 blk 28 hd. 682# 131.00 blk 39 hd. 733# 125.25 blk 35 hd. 843# 115.25 blk

**National Daily Direct Slaughter Cattle**  
**Negotiated Purchases** 05/13/2019  
Live Bids- weighed average weights & prices  
**Steers:**  
80%-up Choice 1399.9 lbs 118.51  
**Heifers**  
80%-up Choice 1203.8 lbs 117.36

USDA ESTIMATED DAILY LIVESTOCK SLAUGHTER				
	CATTLE	CALVES	HOGS	SHEEP
Friday 05/10/2019 (est)	118,000	2,000	439,000	7,000
Week Ago (est)	121,000	2,000	460,000	5,000
Year Ago (act)	120,000	2,000	436,000	6,000
Week to Date (est)	599,000	10,000	2,332,000	37,000
Same Pd Lt Week (est)	604,000	10,000	2,354,000	39,000
Same Pd Lt Yr (act)	599,000	9,000	2,267,000	38,000

05/13/2019 USDA Carlot Meat 4:00 Summary. Compared to Previous Day Prices in dollars per hundred weight. Boxed beef cutout values firm to higher on moderate to good demand and light to moderate offerings. Select and Choice rib, chuck, and round cuts steady to firm. Select loin cuts firm while Choice weak. Beef trimmings moderately to sharply lower on light demand and moderate offerings.

NATIONAL BOXED BEEF CUTOUT LM\_XB403 [https://www.ams.usda.gov/mnreports/lm\\_xb403.txt](https://www.ams.usda.gov/mnreports/lm_xb403.txt) Estimated composite cutout value of Choice 1-3 600-900 lbs carcasses up 0.47 at 221.58; Select 1-3 600-900 lbs carcasses up 1.43 at 208.89; based on 40 loads of Choice cuts, 23 loads of Select cuts, 12 loads of trimmings, and 14 loads of coarse ground trimmings. Choice/Select Spread 12.69.

CARCASS PRICE EQUIVALENT INDEX VALUE NW\_LS410 [https://www.ams.usda.gov/mnreports/nw\\_ls410.txt](https://www.ams.usda.gov/mnreports/nw_ls410.txt) Estimated carcass price equivalent value of Choice 1-3 600-900 lbs carcasses up 0.18 at 197.21; Select 1-3 600-900 lbs carcasses up 0.35 at 183.41.

Current index reflects the equivalent of 151,136 head of cattle.

**Hay Prices updated 05/10/2019**

Variety	Small Squares	Medium Squares 3x3      3x4	Large Squares 4x4x8	Round Bales
Mixed Grass	3.25-5.68			
Alfalfa Grass Mix		140.00		

Price per bale unless noted. Quotes furnished by retail auctions.

**Statewide Produce Prices updated 05/13/2019**

Variety	Unit Size	Price Range	Avg. Price
Tomato #1	20 lbs	18.00-40.00	34.45
Tomato #1	10 lbs	11.00-18.00	14.62
Tomato small/canner	10 lbs	7.00-12.00	10.00
Tomato local heirloom	10 lbs	13.00-20.00	16.83
Asparagus	.5 lbs	1.75-3.00	2.12
Cabbage	ea.	.65	.65
Strawberries	quart	3.25-4.50	3.82
Squash (yellow)	peck	8.00	8.00
Zucchini	.5 bu	4.00-10.00	6.19

Prices and Quotes furnished by Wholesale and Retail Markets

**Producers Livestock Auction Co, San Angelo, Texas May 7, 2019** Compared to last week slaughter lambs firm. Slaughter ewes firm. Feeder lambs not well tested. Nannies 10.00-20.00 higher; kids steady. Trading fairly active, demand good. All sheep and goats sold per hundred weight (CWT) unless otherwise specified.

SLAUGHTER LAMBS: Choice and Prime 1-2 40-50 lbs 226.00-230.00; 50-60 lbs 196.00-230.00; 60-70 lbs 200.00-202.00. Choice 1-2 50 lbs 206.00; 60-70 lbs 182.00; 70-80 lbs 150.00-170.00; 97 lbs 138.00.

SLAUGHTER GOATS: KIDS Selection 1 40-50 lbs 312.00-326.00; 50-60 lbs 304.00-326.00; 60-70 lbs 300.00-326.00; 70-80 lbs 302.00-306.00; 80-90 lbs 280.00-285.00. Selection 1-2 40-50 lbs 268.00-304.00; 50-60 lbs 270.00-304.00; 60-70 lbs 280.00-300.00; 70-80 lbs 265.00-294.00; 80-90 lbs 202.00-225.00. Selection 2 40-50 lbs 220.00-260.00; 50-60 lbs 216.00-262.00; 60-70 lbs 222.00-250.00; 70-80 lbs 220.00-240.00; 80-90 lbs 180.00-190.00.

[Click here to see the full report.](#)

**New Holland Sales Stables - New Holland, PA May 13, 2019**

Slaughter Sheep and Goats: Compared to last week: Slaughter Lambs traded mostly 5.00-15.00/cwt lower. Ewes steady to 10.00/cwt higher on better quality receipts. Slaughter Kids and Nannies traded mostly steady to 10.00/hd lower. Bucks traded steady to 20.00/hd lower showing sharper declines in those weighing over 150 lbs. Wethers steady to weak on limited comparable receipts.

Slaughter Lambs Woolled & Shorn Choice 1-2: 40-50 lbs 225.00-280.00; 50-60 lbs 227.00-275.00; 60-70 lbs 215.00-245.00; 70-80 lbs 215.00-245.00; 80-90 lbs 200.00-235.00.

Slaughter Kids Selection 1: 30-40 lbs 150.00-170.00; 40-50 lbs 175.00-205.00; 50-60 lbs 210.00-230.00; 60-70 lbs 225.00-245.00; 70-80 lbs 215.00-230.00; 80-90 lbs 225.00-235.00. Selection 2: 20-30 lbs 110.00-142.00; 30-40 lbs 125.00-145.00; 40-50 lbs 150.00-170.00; 50-60 lbs 175.00-200.00; 60-70 lbs 185.00-220.00; 70-80 lbs 190.00-220.00 .

[Click here to see the full report](#)