

KENTUCKY LIVESTOCK AND GRAIN MARKET REPORT

Volume No. 28 Issue No. 09 Released: 3/07//2014

Kentucky Department of Agriculture
Market News Branch
 100 Fair Oaks Lane, 5th Floor
 Frankfort, KY 40601
 Telephone No.: (502) 564-4896
 www.kyagr.com
 Hearing impaired: 502/564-2075
 Daily Farm Market News is on the internet at www.crownerfarmnews.net



James R Comer, Commissioner
Warren Beeler, Editor
John Chism, Market News

www.ams.usda.gov/marketnews.htm
 Farmlot: (800) 327-6568 in Kentucky
 Farmlot: (502) 564-2761 out of state

Mammoth Cave Dairy Auction, Smith Grove, KY **3/04/2014** **Receipts: 248** **Holsteins unless otherwise stated**

Springers: (2-3 years old, 5-8 months bred) Supreme 1300-1600 lbs no test. Approved 1200-1400 lbs 1400.00-1525.00. Medium 950-1200 lbs no test. Common 800-1100 lbs 875.00-1075.00.

Fresh Milking Cows: (2-3 years old) Supreme 1300-1600 lbs 1850.00. Approved 1200-1400 lbs 1450.00-1525.00. Medium 950-1200 lbs 1275.00- 1375.00. Common 800-1100 lbs 1050.00-1235.00.

Short Bred: (2-3 years old, 1-4 months bred) Supreme 1300-1600 lbs no test. Approved 1200-1400 lbs no test. Medium 950-1200 lbs no test. Common 800-1100 lbs 925.00.

Open Heifers: Supreme 200-300 lbs 300.00-330.00; 300-400 lbs 385.00; 400-500 lbs 600.00; 500-600 lbs 715.00-785.00; 600-700 lbs 835.00; 700-800 lbs 975.00. Approved 200-300 lbs 270.00-275.00; 500-600 lbs 600.00-635.00. Medium 200-300 lbs 240.00; 500-600 lbs 500.00. Common 200-300 lbs 200.00.

Holstein Heifer Calves: (per head) Small 80.00-115.00. Medium and Large 160.00-170.00.

Holstein Bull Calves: (per head) no test

KENTUCKY GRAIN PRICES

LOUISVILLE AREA: Louisville & Bagdad; PENNYRILE AREA: Allensville, Auburn, Franklin, Hopkinsville & Pembroke;
BLUEGRASS AREA: Bardstown, Lexington & Winchester; GREEN RIVER: Caneyville & Livermore;
NORTHERN KENTUCKY AREA: Silver Grove at Cincinnati; PURCHASE AREA: Clinton & Mayfield.
 Opening bids at elevators and processing plants.

Eastern Cornbelt Ethanol Plant Report 3/06/2014

Yellow Corn Spot Bid 4.50-4.99

3/06/14 4:00 pm est	Louisville	Pennyrile	Purchase	Bluegrass	Green River	Northern KY	
Bids for next day							
Cash Bids							
Corn #2 Yellow	4.82-4.85	4.86-4.91	4.86-4.90	4.40-4.71	4.89	4.89	Dried Distillers Grain (\$/ton) 10% moisture 220.00-255.00
Corn #2 White		5.16					Modified Wet Distillers (\$/ton) 50-55% moisture 90.00-100.00
Soybeans #1 Y	13.88-14.28	14.23-14.38	14.38-14.53	13.75-14.28	14.38	14.40	
Wheat #2 SRW	5.76-6.39	6.21-6.46	NA	NA	NA	6.41	
Barley							
New Crop Delivery Contract							
Corn #2 Yellow	4.65-4.66	4.64-4.79	4.69-4.83	4.64	4.78	4.64	02/21/14 22,982
Corn #2 White		5.14					02/28/14 26,141
Soybeans #1 Y	11.34-11.72	11.56-11.66	11.86-11.91	11.51	11.81	11.81	03/06/14 7,837
Wheat #2 SRW	5.72-6.21	6.15-6.35	6.30-6.40	NA	6.35	6.25	
Barley		2.90					

Weekly Feed Ingredient Price	Owensboro Grain	Commonwealth Agri-Energy Hopkinsville	USDA ESTIMATED DAILY LIVESTOCK SLAUGHTER				Eastern Cornbelt Hog Prices 3/06/2014
				CATTLE	CALVES	HOGS	
Wholesale prices, \$ per ton			Thurs, 3/06/2014 (est)	108,000	2,000	418,000	8,000
Rail or Truck FOB Location			Week Ago (est)	117,000	2,000	427,000	8,000
	3/06/2014	3/06/2014	Year Ago (act)	121,000	3,000	427,000	8,000
			Week to Date (est)	442,000	11,000	1,637,000	32,000
			Same Pd Lt Week (est)	448,000	11,000	1,698,000	33,000
			Same Pd Lt Yr (act)	477,000	12,000	1,712,000	34,000
Soybean Meal 48% Sol	525.00	—	Upcoming Events				Barrows & Gilts Receipts: 8,047 Base Price 90.00-106.00. Wt. Avg. \$102.10 Compared to prior day, the wt. avg. price was 10.50 lower to 9.86 higher. Slow to moderate market activity with moderate to good demand.
Soybean Hulls	175.00	—					
Corn Distillers Grain Dried	—	235.00					
Distillers Grain Modified	—	135.00					
Distillers Grain Wet	—	85.00					
Corn Condensed Solubles	—	108.00					
Corn Gluten Feed 20-21 pct	—	—					
Corn Gluten Meal 60 pct	—	—					
Cottonseed Meal 41 pct	—	—					
Whole Cottonseed	—	—					
Wheat Middlings	—	—	Kentucky National Dairy Shows and Sales April 4-5				
			Bluegrass CPH Sale, Mar.19, Bluegrass Stockyards, Lexington				

Weekly Kentucky Cattle and Grain Summary

USDA Livestock & Grain Market News

Frankfort, KY

Friday, March 07, 2014

For Week Ending:

3/6/2014

Receipts: 7,837

Last Week: 26,141

Last Year: 14,633

[SV LS145](#)

Compared to last week: Steers Calves sold steady to 2.00 higher and Heifer Calves 2.00 to 3.00 higher. Feeder Steers and Heifers were steady. Demand was very good for all classes. Snow, sleet, and freezing rain blanketed the state on Sunday and into Monday causing the cancelation of more than half of the auctions this week and severely limiting the movement of cattle to those that did operate. By Thursday, welcomed sunshine and warmer..... [More...](#)

[SV LS145](#)

STATE AVERAGES

	<u>This Week</u>	<u>Prior Week</u>	<u>Last Year</u>
Steers (M&L 1-2)			
350-400 lbs	221.46	215.84	180.37
400-450 lbs	215.50	211.09	169.10
450-500 lbs	207.40	205.64	162.66
500-550 lbs	193.67	194.95	154.48
550-600 lbs	190.84	186.34	149.44
600-650 lbs	181.70	176.72	139.95
650-700 lbs	180.37	171.08	136.32
700-750 lbs	168.18	164.39	135.16
750-800 lbs	165.47	162.08	131.03
800-850 lbs	163.70	156.66	128.71
850-900 lbs	152.92	154.03	125.47
Heifers (M&L 1-2)			
300-350 lbs	185.28	193.87	166.33
350-400 lbs	190.39	194.05	149.43
400-450 lbs	184.01	184.55	147.80
450-500 lbs	187.01	184.06	141.37
500-550 lbs	177.19	175.60	133.64
550-600 lbs	174.77	174.18	130.64
600-650 lbs	167.70	165.65	128.20
650-700 lbs	165.03	156.91	124.26
700-750 lbs	154.56	152.23	124.37
750-800 lbs		151.18	121.03

[SV LS145](#)

WEEKLY COW SUMMARY

	<u>Average</u>	<u>High</u>	<u>Low</u>
Slaughter Cows			
Breakers	89.00-96.50	97.00-102.00	80.50-85.00
Boners	85.00-91.00	96.00-99.00	79.50-85.50
Lean	74.50-79.00	85.00-85.50	70.00-72.50
Slaughter Bulls			
Yield Grade 1&2	100.50-103.50	108.50-109.00	94.00-95.50

[SV LS551](#)

Feb 27, 2014

Bowling Green

Receipts: Goats - 274

Kids: Selection 1 45-60 lbs 290.00; 65-80 lbs 242.50.

Selection 2 30-45 lbs 230.00; 45-60 lbs 270.00; 60-80 lbs 232.50.

Selection 3 30-45 lbs 182.50; 45-60 lbs 232.00; 60-80 lbs 200.00.

Does/Nannies: 90-125 lbs 115.00; 140-190 lbs 91.00; Thin 70-100 lbs 100.00.

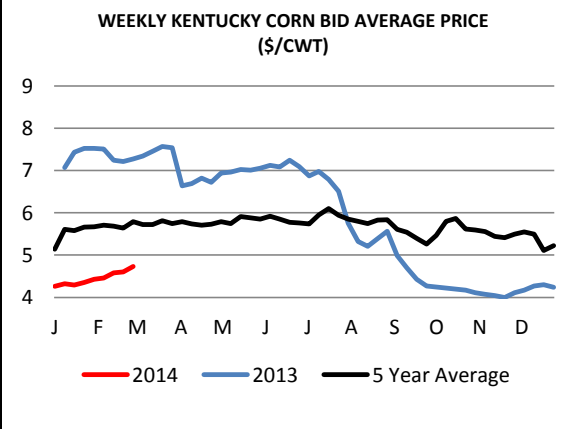
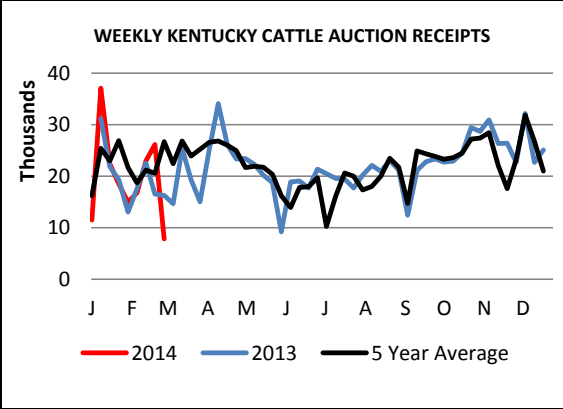
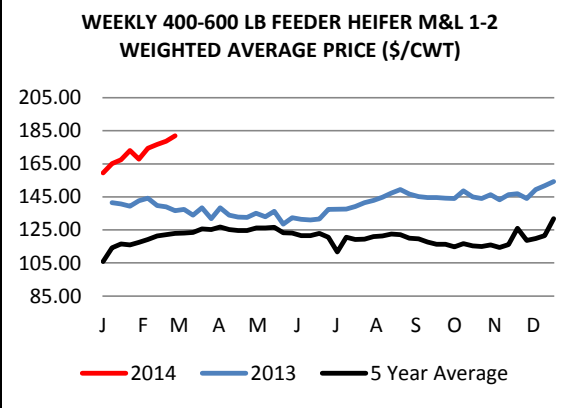
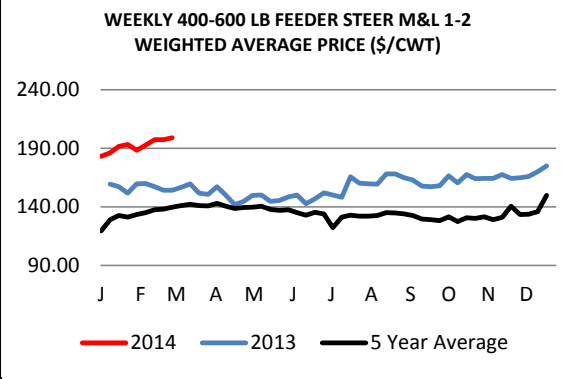
Bucks/Billies: 110-180 lbs 135.00; yearlings 140-160 lbs 142.50.

Sheep - 153

Slaughter Lambs: Hair Prime and Choice YG 2-3

[More](#)

GRAINS	<u>This Week</u>	<u>Prior Week</u>	<u>Last Year</u>
Corn	4.07-5.17	3.97-4.86	5.23-7.59
Soybeans	13.45-14.58	13.30-14.45	14.36-15.27
Red Winter Wheat	5.24-6.66	5.17-6.64	6.50-7.40



USDA-KY Livestock & Grain Market News
 Frankfort, KY
 Phone: 502-564-0290 xtn 238
 Email: alex.tolbert@ams.usda.gov
www.ams.usda.gov/LSMarketNews

<p>Blue Grass of Richmond Richmond, KY February 28, 2014</p> <p>Feeder Steers: Medium & Large 1-2 42 hd. 584# 199.75 blk 31 hd. 772# 160.75 blk-charx 28 hd. 801# 158.75 blk 61 hd. 947# 155.00 blk-charx</p>	<p>Blue Grass South Stanford, KY March 6, 2014</p> <p>Feeder Steers: Medium & Large 1-2 40 hd. 664# 177.75 blk-charx 59 hd. 724# 173.20 blk 30 hd. 764# 170.00 blk 61 hd. 979# 156.90 blk</p>	<p>Lake Cumberland Livestock Somerset, KY March 1, 2014</p> <p>Feeder Steers: Medium & Large 1-2 36 hd. 660# 183.75 blk-charx 25 hd. 697# 174.50 blk 28 hd. 811# 167.50 blk 20 hd. 812# 156.10 blk-charx 21 hd. 889# 152.50 blk 54 hd. 885# 151.70 blk-charx</p>	<p>Paris Stockyards Paris, KY March 6, 2014</p> <p>Feeder Steers: Medium & Large 1-2 21 hd. 483# 208.00 blk 41 hd. 634# 185.50 mixed 81 hd. 667# 184.30 mixed 32 hd. 813# 168.10 blk-bbwf 33 hd. 829# 165.25 blk</p>
<p>Blue Grass East Mt. Sterling, KY March 5, 2014</p> <p>Feeder Steers: Medium & Large 1 39 hd. 758# 169.85 blk-smokes 31 hd. 904# 158.75 blk</p> <p>Feeder Heifers: Medium & Large 1 27 hd. 507# 185.50 mixed 88 hd. 605# 180.25 mixed</p>	<p>Feeder Heifers: Medium & Large 1-2 29 hd. 685# 167.75 blk-charx 45 hd. 691# 167.25 blk-charx</p> <p>Holstein Steers: Large 3 25 hd. 535# 144.25 65 hd. 780# 131.75 60 hd. 856# 130.75</p>	<p>Feeder Heifers: Medium & Large 1-2 51 hd. 497# 189.00 blk-charx 23 hd. 562# 173.00 blk-charx 75 hd. 610# 174.90 blk-charx 28 hd. 628# 165.75 blk-charx</p> <p>Holstein Steers: Large 3 29 hd. 375# 153.50 97 hd. 435# 157.75 20 hd. 643# 128.50</p>	<p>Blue Grass of Campbellsville Campbellsville, KY March 1, 2014</p> <p>Feeder Heifers: Medium & Large 1-2 28 hd. 451# 199.00 blk</p>

3/06/2014 USDA Carlot Meat 4:00 Summary, Compared to Previous Day Prices in dollars per hundredweight:

NATIONAL BOXED BEEF CUTOUT LM_XB403 Boxed beef cutout values higher on moderate to fairly good demand and Light offerings. Select and Choice rib, round and loin cuts firm to higher while chuck items weak. Beef trimmings higher on moderate demand and very light offerings.

Estimated composite cutout value of Choice 1-3 600-900 lbs carcasses up 1.07 at 235.58; Select 1-3 600-900 lbs carcasses up 1.07 at 233.00; based on 54.32 loads of Choice cuts, 24.05 loads of Select cuts, 3.21 loads of trimmings, and 19.76 loads of coarse ground trimmings.

CARCASS PRICE EQUIVALENT INDEX VALUE NW_LS410 Estimated carcass price equivalent value of Choice 1-3 600-900 lbs carcasses up 0.08 at 221.41; Select 1-3 600-900 lbs carcasses up 0.08 at 218.41. Current index reflects the equivalent of 76,510 head of cattle.

NATIONAL 5 DAY-ROLLING CUTTER COW CUTOUT LM_XB405 The Cutter cow carcass gross cutout value was estimated at 195.81 dn 0.74.

NATIONAL CARLOT PORK LM_PK602 Sales reported on 233.6 loads of pork cuts and 24.5 loads of trim/process pork. *Calculations for a 205 lb Pork Carcass 53-54 percent lean 0.65" – 0.80" back fat at last rib.* Pork Carcass Cutout 110.14 up 1.09.** Loin 1/4 inch VAC 138.25-169.79; 17-20 lbs trim selected ham 94.00-98.37; 20-23 lbs trim selected ham 87.81-111.00; 23-27 lbs trim selected ham 85.84-106.20.

ESTIMATED DAILY LIVESTOCK SLAUGHTER SJ_LS710 Cattle: 108,000; Calves: 2,000; Hogs: 418,000; Sheep: 8,000

Producers Livestock Auction Co, San Angelo, Texas Mar. 4, 2014; Compared to last week slaughter lambs firm to 10.00 higher. Slaughter ewes not well tested. Feeder Lambs not well tested. Nannies firm; kids firm to 10.00 higher. Trading fairly active, demand good. All sheep and goats sold per hundred weight (CWT) unless otherwise specified.

[Click Here to see the full report.](#)

**Kentucky Farm Bureau Beef Expo
Feb. 28 - Mar.2**

448 Lots of Cattle - \$1,141,175.00
Average per lot of \$2,547.27

New Holland Sales Stables - New Holland, PA Mar. 3, 2014; Sheep and Lambs: Compared to last week, Slaughter lambs traded mostly 10.00-20.00 higher. Slaughter ewes traded mostly steady to 10.00 higher. Slaughter Goats: When compared to last week, slaughter kid goats sold mostly 10.00-20.00 higher. Slaughter Nanny goats sold mostly 10.00-20.00 higher. Slaughter Billies sold mostly 20.00-30.00 higher. Demand was good in all classes. All Goats are sold by the head on estimated weights.

[Click here to see the full report](#)

**National Daily Direct Slaughter
Cattle**

Negotiated Purchases 3/07/2014
Live Bids- weighed average weights & prices
Steers:
80%-up Choice 1469 lbs 149.56
Heifers:
80%-up Choice 1344 lbs 149.39