

KENTUCKY LIVESTOCK AND GRAIN MARKET REPORT

Volume No. 28 Issue No.21 Released: 05/30/2014

Kentucky Department of Agriculture
Market News Branch
 100 Fair Oaks Lane, 5th Floor
 Frankfort, KY 40601
 Telephone No.: (502) 564-4896
 www.kyagr.com
 Hearing impaired: 502/564-2075
 Daily Farm Market News is on the internet at www.crownerfarmnews.net



James R Comer, Commissioner
Warren Beeler, Editor
John Chism, Market News

www.ams.usda.gov/marketnews.htm
 Farmlot: (800) 327-6568 in Kentucky
 Farmlot: (502) 564-2761 out of state

Mammoth Cave Dairy Auction, Smith Grove, KY **5/27/2014** **Receipts: 554** **Holsteins unless otherwise stated**

Springers: (2-3 years old, 5-8 months bred) Supreme 1300-1600 lbs 1600.00-2100.00. Approved 1200-1400 lbs 1425.00-1550.00. Medium 950-1200 lbs 1350.00-1375.00. Common 800-1100 lbs 1050.00-1275.00.

Fresh Milking Cows: (2-4 years old) Supreme 1300-1600 lbs 1850.00-2425.00. Approved 1200-1400 lbs 1425.00-1550.00. Medium 950-1200 lbs 1350.00-1375.00. Common 800-1100 lbs 1050.00-1275.00.

Short Bred: (2-3 years old, 1-4 months bred) Supreme 1300-1600 lbs not tested. Approved 1200-1400 lbs not tested. Medium 950-1200 lbs not tested. Common 800-1100 lbs not tested.

Open Heifers: Supreme 400-500 lbs 750.00; 500-600 lbs 835.00-1000.00; 600-700 lbs 985.00-1185.00. Approved 300-400 lbs 370.00; 400-500 lbs 500.00. Medium 400-500 lbs 390.00. Common no test.

Holstein Heifer Calves: (per head) Small 110.00-190.00.

Holstein Bull Calves: (per head) Small 85.00-150.00. Medium and Large 180.00-300.00.

KENTUCKY GRAIN PRICES

LOUISVILLE AREA: Louisville & Bagdad; PENNYRILE AREA: Allensville, Auburn, Franklin, Hopkinsville & Pembroke;
BLUEGRASS AREA: Bardstown, Lexington & Winchester; GREEN RIVER: Caneyville & Livermore;
NORTHERN KENTUCKY AREA: Silver Grove at Cincinnati; PURCHASE AREA: Clinton & Mayfield.
 Opening bids at elevators and processing plants.

Eastern Cornbelt Ethanol Plant Report 5/30/2014

Yellow Corn Spot Bid 4.30-5.05

| 5/29/14 4:00 pm est | Louisville | Pennyrile | Purchase | Bluegrass | Green River | Northern KY |
|-----------------------------------|-------------|-------------|-------------|-------------|-------------|-------------|
| Bids for next day | | | | | | |
| Cash Bids | | | | | | |
| Corn #2 Yellow | 4.81-4.86 | 4.62-4.80 | 4.75 | 4.46-4.65 | 4.85-5.10 | 4.88-4.94 |
| Corn #2 White | | NA | | | | |
| Soybeans #1 Y | 14.74-15.22 | 14.93-15.04 | 15.09-15.13 | 14.70-15.29 | 15.14 | 15.33-15.40 |
| Wheat #2 SRW | 5.59-6.24 | 5.99-6.22 | NA | NA | NA | 6.12-6.18 |
| Barley | | | | | | |
| New Crop Delivery Contract | | | | | | |
| Corn #2 Yellow | 4.30-4.47 | 4.38-4.45 | 4.48 | 4.33 | 4.55 | 4.40-4.41 |
| Corn #2 White | | 4.87 | | | | |
| Soybeans #1 Y | 11.85-12.22 | 12.19-12.24 | 12.44-12.49 | 12.14 | 12.39 | 12.33-12.34 |
| Wheat #2 SRW | 5.70-6.24 | 5.97-6.17 | 6.17-6.20 | NA | 6.12 | 6.18-6.22 |
| Barley | | 3.10 | | | | |

Dried Distillers Grain (\$/ton)
 10% moisture 200.00-210.00

Modified Wet Distillers (\$/ton)
 50-55% moisture 88.00-102.00

Kentucky Weekly Cattle Receipts:

| | |
|----------|--------|
| 05/15/14 | 18,549 |
| 05/22/14 | 17,777 |
| 05/30/14 | 9,079 |

Weekly Feed Ingredient Price

Wholesale prices, \$ per ton
 Rail or Truck FOB Location

| Owensboro Grain | Commonwealth Agri-Energy Hopkinsville |
|-----------------|---------------------------------------|
| 5/30/2014 | 5/30/2014 |

| | | |
|-----------------------------|--------|--------|
| Soybean Meal 48% Sol | 545.00 | — |
| Soybean Hulls | 210.00 | — |
| Corn Distillers Grain Dried | — | 225.00 |
| Distillers Grain Modified | — | 130.00 |
| Distillers Grain Wet | — | 81.00 |
| Corn Condensed Solubles | — | 108.00 |
| Corn Gluten Feed 20-21 pct | — | — |
| Corn Gluten Meal 60 pct | — | — |
| Cottonseed Meal 41 pct | — | — |
| Whole Cottonseed | — | — |
| Wheat Middlings | — | — |

USDA ESTIMATED DAILY LIVESTOCK SLAUGHTER

| | CATTLE | CALVES | HOGS | SHEEP |
|------------------------|---------|--------|-----------|--------|
| Thurs. 5/29/2014 (est) | 120,000 | 2,000 | 418,000 | 9,000 |
| Week Ago (est) | 117,000 | 2,000 | 375,000 | 8,000 |
| Year Ago (act) | 127,000 | 2,000 | 425,000 | 8,000 |
| Week to Date (est) | 362,000 | 8,000 | 1,259,000 | 27,000 |
| Same Pd Lt Week (est) | 470,000 | 9,000 | 1,578,000 | 33,000 |
| Same Pd Lt Yr (act) | 383,000 | 9,000 | 1,278,000 | 27,000 |

Eastern Cornbelt Hog Prices 5/30/2014

Barrows & Gilts
 Receipts: 7,572
 Base Price:
 \$99.00-\$111.00
 Wt. Avg. \$107.81
 Compared to prior day, the wt. avg. price was 1.00 lower to 0.38 higher, mostly steady to 0.75 lower. Slow to moderate market activity.

Upcoming Events

CENTRAL KY PREMIER HEIFER SALE LEBANON, KY 6/7

Weekly Kentucky Cattle and Grain Summary

USDA Livestock, Poultry and Grain Market News

Frankfort, KY

Friday, May 30, 2014

For Week Ending:

5/29/2014

Receipts: 9,079

Last Week: 17,777

Last Year: 9,193

[SV_LS145](#)

Compared to last week: Steers and Heifers mostly steady to 3.00 higher with instances in late week sales quoting 5.00 to 10.00 higher. Light week with many barns shut down in observance of Memorial Day. Demand good to very good. Slaughter Cows and Bulls mostly 1.00 to 3.00 higher.

[SV_LS145](#)

STATE AVERAGES

| | <u>This Week</u> | <u>Prior Week</u> | <u>Last Year</u> |
|------------------------------|------------------|-------------------|------------------|
| Steers (M&L 1-2) | | | |
| 350-400 lbs | 247.30 | 255.62 | 157.40 |
| 400-450 lbs | 239.72 | 234.42 | 152.69 |
| 450-500 lbs | 232.23 | 229.41 | 151.65 |
| 500-550 lbs | 227.15 | 221.78 | 142.92 |
| 550-600 lbs | 227.38 | 214.46 | 140.55 |
| 600-650 lbs | 213.63 | 204.54 | 131.47 |
| 650-700 lbs | 206.32 | 200.72 | 131.51 |
| 700-750 lbs | 182.64 | 185.16 | 131.54 |
| 750-800 lbs | 184.01 | 181.98 | 130.19 |
| 800-850 lbs | 176.08 | 184.17 | 127.97 |
| 850-900 lbs | 178.07 | 176.71 | 124.18 |
| Heifers (M&L 1-2) | | | |
| 300-350 lbs | 230.74 | 223.73 | 151.51 |
| 350-400 lbs | 218.21 | 226.72 | 142.61 |
| 400-450 lbs | 222.37 | 222.80 | 134.82 |
| 450-500 lbs | 214.42 | 210.03 | 132.34 |
| 500-550 lbs | 207.24 | 199.35 | 129.58 |
| 550-600 lbs | 191.54 | 196.41 | 125.70 |
| 600-650 lbs | 188.84 | 188.22 | 126.99 |
| 650-700 lbs | 194.00 | 193.33 | 123.67 |
| 700-750 lbs | 183.25 | 158.48 | 115.52 |
| 750-800 lbs | N/E | 169.23 | 111.90 |

[SV_LS145](#)

WEEKLY COW SUMMARY

| | <u>Average</u> | <u>High</u> | <u>Low</u> |
|------------------------|----------------|---------------|---------------|
| Slaughter Cows | | | |
| Breakers | 98.50-103.00 | 107.00-110.00 | 94.50-97.00 |
| Boners | 98.50-104.00 | 107.50-112.00 | 92.50-96.00 |
| Lean | 90.50-96.50 | 101.00-104.00 | 82.00-87.00 |
| Slaughter Bulls | | | |
| Yield Grade 1&2 | 116.00-120.50 | 125.00-132.00 | 108.00-111.00 |

[SV_LS551](#)

May 22, 2014

Bowling Green

SLAUGHTER GOATS: 176

Kids: Selection 1 50-60 lbs 235.00. Selection 2 30-45 lbs 155.00; 45-60 lbs 225.00; 60-80 lbs 215.00. Selection 3 30-45 lbs 192.50; 45-60 lbs 180.00.

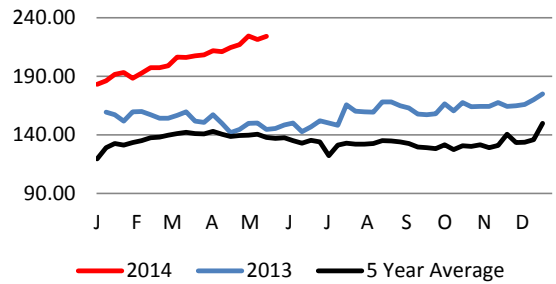
SHEEP: 423

Slaughter Lambs: Wool Prime and Choice YG 2-3 55-65 lbs 177.50; 70-80 lbs 180.00; 80-95 lbs 177.50; 100-125 lbs 160.00. **Hair Prime and Choice YG 2-3** 40-65 lbs 150.00-160.00; 65-85 lbs 165.00-180.00; 85-95 lbs 160.00. **Slaughter Ewes:** Wool Choice and Good YG 2-3 130-170 lbs 60.00-80.00.

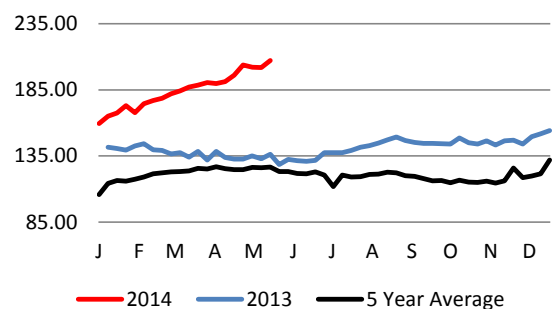
[SV_GR110](#)

| GRAINS | <u>This Week</u> | <u>Prior Week</u> | <u>Last Year</u> |
|-------------------------|------------------|-------------------|------------------|
| Corn | 4.46-5.10 | 4.50-5.15 | 6.49-7.53 |
| Soybeans | 14.64-15.57 | 14.34-15.60 | 14.53-15.99 |
| Red Winter Wheat | 5.59-6.64 | 5.84-6.86 | 6.47-7.18 |

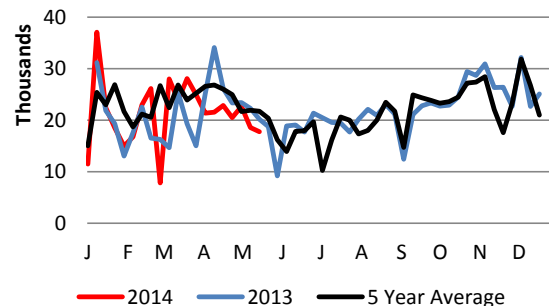
WEEKLY 400-600 LB FEEDER STEER M&L 1-2 WEIGHTED AVERAGE PRICE (\$/CWT)



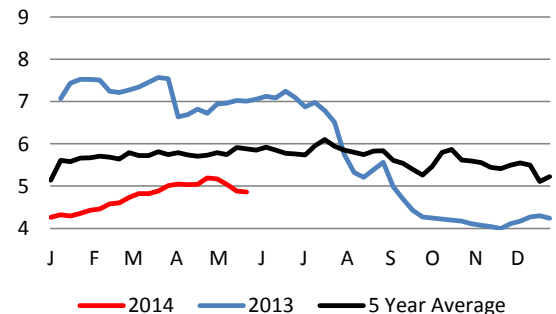
WEEKLY 400-600 LB FEEDER HEIFER M&L 1-2 WEIGHTED AVERAGE PRICE (\$/CWT)



WEEKLY KENTUCKY CATTLE AUCTION RECEIPTS



WEEKLY KENTUCKY CORN BID AVERAGE PRICE (\$/CWT)



| | | | |
|--|--|--|--|
| <p>Blue Grass of Richmond Richmond, KY May 23, 2014</p> <p>Feeder Steers: Medium & Large 1-2 96 hd. 551# 235.50 blk-charx 60 hd. 834# 181.00 mixed 59 hd. 844# 178.60 blk-charx 57 hd. 884# 177.70 blk-charx Feeder Heifers: Medium & Large 1-2 77 hd. 653# 194.50 mixed 69 hd. 720# 188.00 blk</p> | <p>Blue Grass South Stanford, KY May 29, 2014</p> <p>Feeder Steers: Medium & Large 1-2 40 hd. 817# 189.50 blk 62 hd. 895# 178.95 blk-charx 60 hd. 944# 175.25 blk-charx 58 hd. 970# 167.25 mixed Feeder Heifers: Medium & Large 1-2 68 hd. 743# 180.00 blk-charx 43 hd. 777# 171.25 blk-charx</p> | <p>KY-TN Livestock Auction Guthrie, KY May 29, 2014</p> <p>Feeder Steers: Medium & Large 1-2 29 hd. 464# 230.25 bbwf 34 hd. 542# 216.25 bbwf Feeder Heifers: Medium & Large 1-2 44 hd. 461# 223.25 bbwf 41 hd. 544# 196.75 bbwf 69 hd. 712# 181.50 mixed Feeder Bulls: Medium & Large 1-2 23 hd. 464# 228.50 bbwf 39 hd. 539# 210.75 bbwf 24 hd. 631# 185.00 blk</p> | <p>Paris Stockyards Paris, KY May 29, 2014</p> <p>Holstein Steers: Large 3 79 hd. 433# 192.25</p> |
| <p>Blue Grass Stockyard Lexington, KY May 27, 2014</p> <p>Feeder Steers: Medium & Large 1 40 hd. 530# 220.00 bbwf 58 hd. 843# 169.00 mixed 59 hd. 864# 181.00 blk 115hd. 878# 183.80 bbwf 60 hd. 886# 171.50 mixed 41 hd. 937# 172.00 blk-charx 49 hd. 951# 169.50 blk-mixed Holstein Steers: Large 3 99 hd. 487# 195.00 89 hd. 557# 184.75 88 hd. 586# 188.75 80 hd. 627# 185.75</p> | <p>Russell County Stockyards Russell Springs, KY May 28, 2014</p> <p>Feeder Steers: Medium & Large 1-2 61 hd. 850# 183.10 charx 59 hd. 851# 185.90 blk</p> | <p>Blue Grass of Albany Albany, KY May 28, 2014</p> <p>Video Receipts: 58 hd. 825# 185.00 blk steers 68 hd. 750# 177.75 blk heifers</p> | <p>Blue Grass East Mt. Sterling, KY May 28, 2014</p> <p>Feeder Steers: Medium & Large 1 55 hd. 836# 171.50 blk-mixed</p> |
| | <p>Blue Grass of Campbellsville Campbellsville, KY May 28, 2014</p> <p>Feeder Steers: Medium & Large 1-2 26 hd. 941# 166.00 mixed Holstein Steers: Large 3 20 hd. 523# 180.25</p> | | <p>Mid-KY Livestock Market Upton, KY May 27, 2014</p> <p>Feeder Heifers: Medium & Large 2-3 20 hd. 525# 209.50 blk</p> |

5/29/2014 USDA Carlot Meat 4:00 Summary, Compared to Previous Day Prices in dollars per hundredweight:

NATIONAL BOXED BEEF CUTOUT LM_XB40 Boxed beef cutout values weak on moderate demand and moderate to heavy offerings. Select and Choice loins generally steady, while rib, chuck and round cuts weak. Beef trimmings higher on moderate demand and light to moderate offerings.

Estimated composite cutout value of Choice 1-3 600-900 lbs carcasses dn 0.66 at 233.65; Select 1-3 600-900 lbs carcasses dn 0.38 at 223.77; based on 110.07 loads of Choice cuts, 71.13 loads of Select cuts, 7.13 loads of trimmings, and 28.02 loads of coarse ground trimmings.

CARCASS PRICE EQUIVALENT INDEX VALUE NW_LS410 Estimated carcass price equivalent value of Choice 1-3 600-900 lbs carcasses dn 0.21 at 217.48; Select 1-3 600-900 lbs carcasses dn 0.07 at 206.88. Current index reflects the equivalent of 209,405 head of cattle.

NATIONAL 5 DAY-ROLLING CUTTER COW CUTOUT LM_XB405 The Cutter cow carcass gross cutout value was estimated at 195.23 up 0.07.

Producers Livestock Auction Co, San Angelo, Texas May 27, 2014; Compared to last week slaughter lambs 10.00-20.00 higher. Slaughter ewes 2.00-6.00 higher. Feeder Lambs 10.00-20.00 higher. Nannies 2.00-4.00 higher; kids 10.00 to 20.00 higher. Trading moderate, demand good. All sheep and goats sold per hundred weight (CWT) unless otherwise specified.

[Click Here to see the full report.](#)

New Holland Sales Stables - New Holland, PA May 26, 2014; Sheep and Lambs: Compared to last week, Slaughter lambs sold steady to weak. Slaughter ewes steady to firm. Demand was moderate on a light test. Slaughter Goats: When compared to last week, slaughter kids sold 10.00-15.00 higher with good demand. Slaughter Nannies traded mostly 10.00 lower. All Goats are sold by the head on estimated weights.

[Click here to see the full report](#)

National Daily Direct Slaughter Cattle Negotiated Purchases 5/30/2014
Live Bids- weighed average weights & prices
Steers:
80%-up Choice 1359 lbs 145.18
Heifers:
80%-up Choice 1230 lbs 144.72