

KENTUCKY LIVESTOCK AND GRAIN MARKET REPORT

Volume No. 28 Issue No.37 Released: 09/26/2014

Kentucky Department of Agriculture
Market News Branch
111 Corporate Drive
Frankfort, KY 40601
Telephone No.: (502) 573-0282
www.kyagr.com
Hearing impaired: 502/564-2075
Daily Farm Market News is on the internet at www.crownerfarmnews.net



James R Comer, Commissioner
Warren Beeler, Editor
John Chism, Market News

www.ams.usda.gov/marketnews.htm
Farmplot: (800) 327-6568 in Kentucky
Farmplot: (502) 573-0553 out of state

Mammoth Cave Dairy Auction, Smith Grove, KY 9/23/2014 Receipts: 687 Holsteins unless otherwise stated

Springers: (2-3 years old, 5-8 months bred) Supreme 1300-1600 lbs 1775.00-2375.00. Approved 1200-1400 lbs 1500.00-1750.00. Medium 950-1200 lbs 1275.00-1475.00. Common 800-1100 lbs 1050.00-1175.00.

Fresh Milking Cows: (2-4 years old) Supreme 1300-1600 lbs no test. Approved 1200-1400 lbs 1550.00-1700.00. Medium 950-1200 lbs 1300.00. Common 800-1100 lbs 1150.00-1225.00.

Short Bred: (2-3 years old, 1-4 months bred) Supreme 1300-1600 lbs 1575.00. Approved 1200-1400 lbs 1450.00. Medium 950-1200 lbs no test. Common 800-1100 lbs 1025.00.

Open Heifers: Supreme 300-400 lbs 625.00-650.00; 400-500 lbs 885.00-900.00. Approved 300-400 lbs 485.00-500.00; 400-500 lbs 885.00. Medium 300-400 lbs 350.00.00. Common no test.

Holstein Heifer Calves: (per head) Small 110.00-160.00. Medium and Large 200.00-320.00.

Holstein Bull Calves: (per head) Small 80.00-190.00. Medium and Large 210.00-330.00.

KENTUCKY GRAIN PRICES

LOUISVILLE AREA: Louisville & Bagdad; PENNYRILE AREA: Allensville, Auburn, Franklin, Hopkinsville & Pembroke;
BLUEGRASS AREA: Bardstown, Lexington & Winchester; GREEN RIVER: Caneyville & Livermore;
NORTHERN KENTUCKY AREA: Silver Grove at Cincinnati; PURCHASE AREA: Clinton & Mayfield.
 Opening bids at elevators and processing plants.

**Eastern Cornbelt Ethanol
 Plant Report
 9/25/2014
 Indiana Ohio Illinois**

| 9/25/14 4:00 pm est Bids for next day Cash Bids | Louisville | Pennyrile | Purchase | Bluegrass | Green River | Northern KY |
|---|------------|-----------|-----------|-----------|-------------|-------------|
| Corn #2 Yellow | 2.62-2.72 | 3.06-3.11 | 2.76-2.81 | 2.66-2.96 | 2.91 | 2.78 |
| Corn #2 White | | NA | | | | |
| Soybeans #1 Y | 8.42-8.86 | 8.95-9.08 | 8.93-8.95 | 8.41-9.23 | 8.98 | 9.21 |
| Wheat #2 SRW | 3.22-3.58 | 4.19 | NA | 3.94 | NA | 4.01 |
| Barley | | | | | | |
| New Crop Delivery Contract | | | | | | |
| Corn #2 Yellow | 2.62-2.72 | 3.06-3.16 | 2.76-2.81 | 2.86 | 2.91 | 2.72 |
| Corn #2 White | | 3.66 | | | | |
| Soybeans #1 Y | 8.42-8.86 | 8.95-9.13 | 8.93-8.95 | 8.83 | 8.98 | 9.04 |
| Wheat #2 SRW | NA | NA | NA | NA | NA | NA |
| Barley | | 2.19 | | | | |

Yellow Corn Spot Bid 3.00-3.40
 Dried Distillers Grain (\$/ton)
 10% moisture 100.00-124.00
 Modified Wet Distillers (\$/ton)
 50-55% moisture 65.00

**Kentucky Weekly Cattle
 Receipts:**

| | |
|----------|--------|
| 09/12/14 | 20,557 |
| 09/19/14 | 23,000 |
| 09/26/14 | 22,829 |

**Weekly Feed
 Ingredient Price**
 Wholesale prices, \$ per ton
 Rail or Truck FOB Location

**Owensboro
 Grain**
9/26/2014

**Common-
 wealth
 Agri-Energy
 Hopkinsville**
9/26/2014

| | | |
|-----------------------------|--------|--------|
| Soybean Meal 48% Sol | 460.00 | — |
| Soybean Hulls | 190.00 | — |
| Corn Distillers Grain Dried | — | 170.00 |
| Distillers Grain Modified | — | 98.00 |
| Distillers Grain Wet | — | 63.00 |
| Corn Condensed Solubles | — | 82.00 |
| Corn Gluten Feed 20-21 pct | — | — |
| Corn Gluten Meal 60 pct | — | — |
| Cottonseed Meal 41 pct | — | — |
| Whole Cottonseed | — | — |
| Wheat Middlings | — | — |

USDA ESTIMATED DAILY LIVESTOCK SLAUGHTER

| | CATTLE | CALVES | HOGS | SHEEP |
|-----------------------|---------|--------|-----------|--------|
| Thurs 9/25/2014 (est) | 107,000 | 2,000 | 412,000 | 8,000 |
| Week Ago (est) | 114,000 | 2,000 | 415,000 | 9,000 |
| Year Ago (act) | 119,000 | 2,000 | 426,000 | 9,000 |
| Week to Date (est) | 451,000 | 8,000 | 1,664,000 | 33,000 |
| Same Pd Lt Week (est) | 456,000 | 8,000 | 1,647,000 | 33,000 |
| Same Pd Lt Yr (act) | 486,000 | 11,000 | 1,710,000 | 36,000 |

**Eastern Corn-
 belt Hog Prices
 9/26/2014**
 Barrows & Gilts
 Receipts: 10,046
 Base Price:
 \$96.00-\$108.99
 Wt. Avg. \$105.58
 Compared to
 prior day, the
 avg. price was
 1.94 lower to 6.00
 higher. Moderate
 to active market
 activity with mod-
 erate demand.

Upcoming Events
 Central Kentucky Replacement Heifer Sale— Oct. 21, Richmond
 Gateway Regional Bred Heifer Sale— Oct. 27, Mt. Sterling
 Central Kentucky Premier Heifer Sale— Nov. 1, Lebanon
 Elite Bred Heifer Sale— Nov. 3, Paris

Weekly Kentucky Cattle and Grain Summary

USDA Livestock, Poultry and Grain Market News

Frankfort, KY

Friday, September 26, 2014

For Week Ending:

9/25/2014

Receipts: 22,829

Last Week: 23,000

Last Year: 23,349

[SV_LS145](#)

Compared to last week, Steer Calves sold steady to 3.00 lower with moderate to good demand and Heifer Calves steady to 2.00 lower with moderate to good demand. Yearling Steers and Heifers sold firm with a limited comparison. Quality was good through attractive. Near perfect fall weather has moved into the region allowing active cattle movement and keeping everyone busy preparing for what some are predicting will be another long cold winter. [More...](#)

[SV_LS145](#)

STATE AVERAGES

| | <u>This Week</u> | <u>Prior Week</u> | <u>Last Year</u> |
|------------------------------|------------------|-------------------|------------------|
| Steers (M&L 1-2) | | | |
| 350-400 lbs | 302.12 | 299.61 | 170.98 |
| 400-450 lbs | 275.11 | 281.56 | 164.65 |
| 450-500 lbs | 268.32 | 276.79 | 163.55 |
| 500-550 lbs | 250.64 | 257.02 | 157.06 |
| 550-600 lbs | 246.77 | 244.42 | 152.79 |
| 600-650 lbs | 238.99 | 235.54 | 145.92 |
| 650-700 lbs | 232.52 | 229.71 | 149.06 |
| 700-750 lbs | 220.92 | 227.68 | 143.09 |
| 750-800 lbs | 225.42 | 220.19 | 152.39 |
| 800-850 lbs | 216.81 | 218.63 | 146.83 |
| 850-900 lbs | 211.68 | 215.24 | 145.62 |
| Heifers (M&L 1-2) | | | |
| 300-350 lbs | 258.18 | 256.85 | 151.81 |
| 350-400 lbs | 258.81 | 257.41 | 149.45 |
| 400-450 lbs | 248.27 | 243.32 | 144.99 |
| 450-500 lbs | 237.08 | 241.43 | 144.41 |
| 500-550 lbs | 233.12 | 235.70 | 141.90 |
| 550-600 lbs | 230.68 | 230.32 | 143.32 |
| 600-650 lbs | 225.49 | 220.79 | 138.97 |
| 650-700 lbs | 222.75 | 225.59 | 132.09 |
| 700-750 lbs | 212.13 | 214.98 | 127.52 |
| 750-800 lbs | 190.57 | 212.57 | 124.11 |

[SV_LS145](#)

WEEKLY COW SUMMARY

| | <u>Average</u> | <u>High</u> | <u>Low</u> |
|------------------------|----------------|---------------|---------------|
| Slaughter Cows | | | |
| Breakers | 105.00-110.50 | 113.00-117.00 | 98.50-103.00 |
| Boners | 106.50-111.50 | 114.00-118.00 | 95.50-101.00 |
| Lean | 98.50-104.00 | 109.00-112.50 | 86.50-91.50 |
| Slaughter Bulls | | | |
| Yield Grade 1&2 | 124.50-130.50 | 135.50-140.00 | 113.50-117.00 |

[SV_LS551](#)

Sep 25, 2014

Bowling Green

SLAUGHTER GOATS: 174

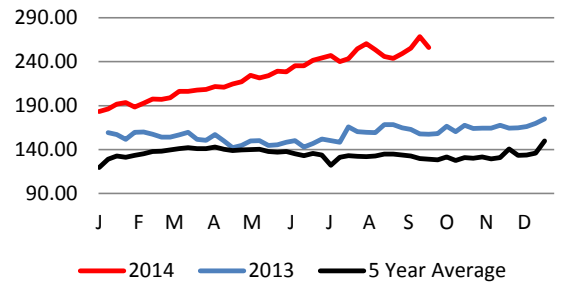
Kids: Selection 2 30-45 lbs 192.50; 45-60 lbs 229.00; 60-80 lbs 228.00; 80-100 lbs wethers 230.00. Selection 3 30-45 lbs 182.50; 45-60 lbs 197.50. 60-80 lbs 180.00. **SHEEP: 358**

Slaughter Lambs: Wool Choice YG 2 60-70 lbs 200.00; 80-100 lbs 180.00; 110-130 lbs 155.00. Hair Choice YG 1-2 45-60 lbs 227.00; 60-75 lbs 207.50-215.00; 75-90 lbs 177.00. **Slaughter Ewes:** Hair Choice YG 3 110-130 lbs 115.00. Good YG 2 90-110 lbs 115.00.

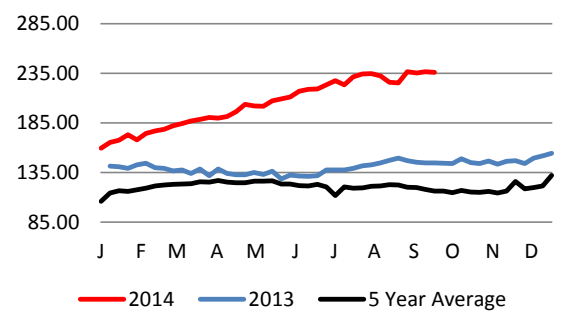
[SV_GR110](#)

| GRAINS | <u>This Week</u> | <u>Prior Week</u> | <u>Last Year</u> |
|-------------------------|------------------|-------------------|------------------|
| Corn | 2.62-3.18 | 2.80-3.39 | 4.05-4.47 |
| Soybeans | 8.41-10.32 | 9.02-12.40 | 12.35-13.29 |
| Red Winter Wheat | 3.06-4.25 | 3.35-4.48 | 5.09-6.38 |

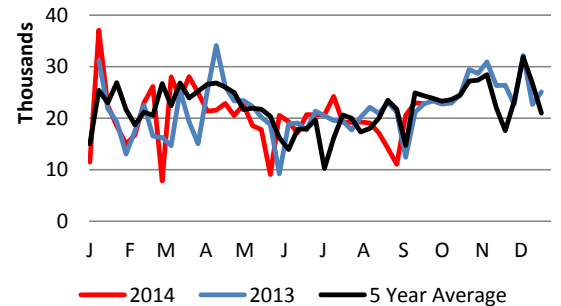
WEEKLY 400-600 LB FEEDER STEER M&L 1-2 WEIGHTED AVERAGE PRICE (\$/CWT)



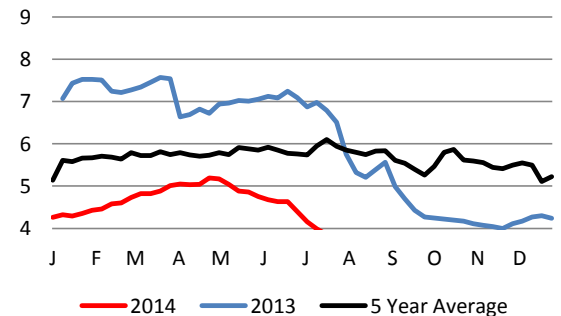
WEEKLY 400-600 LB FEEDER HEIFER M&L 1-2 WEIGHTED AVERAGE PRICE (\$/CWT)



WEEKLY KENTUCKY CATTLE AUCTION RECEIPTS



WEEKLY KENTUCKY CORN BID AVERAGE PRICE (\$/CWT)



USDA-KY Livestock, Poultry & Grain Market News

Frankfort, KY

Phone: 502-782-4138

Email: kevin.bowling@ams.usda.gov

[Market News Homepage](#)

| | | | |
|--|---|---|---|
| <p>Blue Grass Stockyard Lexington, KY Sept. 22 & 23, 2014 Feeder Steers: Medium & Large 1 80 hd. 610# 249.00 blk-charx 48 hd. 625# 246.50 blk-charx 59 hd. 823# 220.70 blk 55 hd. 874# 216.00 blk-charx 59 hd. 879# 212.75 mixed Feeder Heifers: Medium & Large1 21 hd. 564# 223.00 mixed 68 hd. 6973 222.50 bbwf 67 hd. 715# 223.00 blk-charx 68 hd. 715# 218.00 mixed Medium & Large 1-2 83 hd. 526# 230.00 mixed</p> | <p>Blue Grass South Stanford, KY Sept. 25, 2014 Feeder Steers: Medium & Large 1-2 40 hd. 489# 256.00 blk 45 hd. 579# 251.50 blk-charx 27 hd. 657# 248.00 blk-charx 70 hd. 771# 227.25 blk-charx 63 hd. 797# 217.75 mixed 48 hd. 807# 221.50 blk-charx 57 hd. 897# 212.50 blk-charx Holstein Steers: Large 3 70 hd. 653# 199.50 Feeder Heifers: Medium & Large 1-2 27 hd. 462# 247.50 blk 61 hd. 584# 240.00 blk-charx 91 hd. 586# 239.85 blk-charx 41 hd. 816# 209.00 blk</p> | <p>KY-TN Livestock Auction Guthrie, KY Sept. 25, 2014 Feeder Steers: Medium & Large 1-2 21 hd. 476# 273.50 bbwf 48 hd. 548# 249.75 bbwf 29 hd. 642# 227.00 bbwf 68 hd. 750# 232.75 blk Feeder Heifers: Medium & Large 1-2 28 hd. 441# 249.00 bbwf 32 hd. 552# 226.75 bbwf 35 hd. 623# 217.00 bbwf Feeder Bulls: Medium & Large 1-2 31 hd. 459# 275.50 bbwf 25 hd. 546# 240.00 bbwf</p> | <p>Paris Stockyards Paris, KY Sept. 25, 2014 Feeder Steers: Medium & Large 1-2 28 hd. 753# 231.00 blk 79 hd. 775# 230.80 blk 64 hd. 802# 224.00 mixed 51 hd. 899# 206.40 mixed Holstein Steers: Large 3 55 hd. 458# 215.75 147 hd. 489# 222.75 Feeder Heifers: Medium & Large 1-2 21 hd. 560# 241.50 mixed 56 hd. 647# 235.50 blk 24 hd. 676# 231.00 mixed 74 hd. 702# 223.30 mixed</p> |
| <p>Blue Grass of Richmond Richmond, KY Sept. 19, 2014 Feeder Steers: Medium & Large 1-2 41 hd. 827# 209.75 blk-charx 58 hd. 864# 214.10 mixed 64 hd. 879# 215.75 blk-charx 62 hd. 961# 210.00 blk-charx 108 hd. 1015# 203.00 blk-charx 56 hd. 1039# 199.00 blk-charx Feeder Heifers: Medium & Large 1-2 43 hd. 738# 212.00 blk-charx 89 hd. 905# 200.70 charx</p> | <p>United Producers Owenton Owenton, KY Sept. 24, 2014 Feeder Steers: Medium & Large 1-2 20 hd. 579# 248.50 blk Feeder Heifers: Medium & Large 1-2 21 hd. 507# 259.00 blk 45 hd. 730# 221.00 blk</p> | <p>Farmers Livestock Glasgow, KY Sept. 22, 2014 Feeder Steers: Medium & Large 1-2 49 hd. 520# 250.50 blk 35 hd. 517# 257.00 mixed 49 hd. 588# 239.00 blk 23 hd. 639# 229.00 blk Feeder Heifers: Medium & Large 1-2 23 hd. 301# 276.50 mixed 30 hd. 369# 260.00 blk 50 hd. 439# 247.25 blk 25 hd. 444# 241.00 mixed 34 hd. 455# 233.50 mixed 20 hd. 488# 243.00 mixed 21 hd. 511# 220.50 mixed 86 hd. 513# 234.75 blk 24 hd. 558# 215.75 mixed 46 hd. 579# 221.00 blk 22 hd. 591# 214.25 mixed 59 hd. 835# 206.85 blk Feeder Bulls: Medium & Large 1-2 26 hd. 357# 261.00 mixed 34 hd. 362# 296.00 blk 22 hd. 437# 255.00 mixed 45 hd. 442# 271.00 blk 27 hd. 517# 237.00 mixed 64 hd. 524# 240.75 blk 39 hd. 587# 233.50 blk 21 hd. 647# 217.50 blk</p> | <p>Mid-KY Livestock Market Upton, KY Sept. 23, 2014 Feeder Steers: Medium & Large 1-2 20 hd. 575# 248.00 blk 23 hd. 773# 221.50 blk Feeder Heifers: Medium & Large 1-2 21 hd. 397# 213.00 blk 24 hd. 517# 225.00 blk 65 hd. 624# 223.85 blk Feeder Bulls: Medium & Large 1-2 20 hd. 646# 216.00 blk</p> |
| <p>Russell County Stockyards Russell Springs, KY Sept. 24, 2014 Feeder Steers: Medium & Large 1-2 26 hd. 547# 277.75 blk Feeder Heifers: Medium & Large 1-2 90 hd. 482# 249.10 mixed 41 hd. 532# 252.85 blk 100 hd. 535# 255.80 blk 84 hd. 600# 238.75 mixed 70 hd. 723# 221.85 blk 52 hd. 739# 219.75 blk</p> | <p>United Producers Bowling Green Bowling Green, KY Sept. 23, 2014 Feeder Bulls: Medium & Large 1-2 24 hd. 524# 234.50 blk Feeder Heifers: Medium & Large 1-2 31 hd. 445# 250.00 blk-bbwf 34 hd. 516# 234.00 blk-bbwf</p> | <p>Kentuckiana Livestock Market Owensboro, KY. Sept. 22, 2014 Feeder Steers: Medium & Large 1-2 26 hd. 430# 268.00 bbwf Feeder Heifers: Medium & Large 1-2 25 hd. 428# 251.00 blk</p> | <p>Blue Grass of Campbellsville Campbellsville, KY Sept. 20 & 24, 2014 Feeder Steers: Medium & Large 1-2 57 hd. 795# 224.75 blk Holstein Steers: Large 3 20 hd. 725# 174.00</p> |
| <p>Blue Grass of Albany Albany, KY Sept. 24, 2014 Feeder Steers: Medium & Large 1-2 41 hd. 749# 223.50 mixed Feeder Heifers: Medium & Large 1-2 85 hd. 616# 239.5 blk Video Receipts: 68 hd. 780# 220.00 blk steers 63 hd. 825# 221.00 blk steers 63 hd. 845# 223.00 blk steers 60 hd. 875# 223.00 blk steers 60 hd. 875# 218.75 blk steers 57 hd. 925# 215.00 blk steers</p> | <p>Lake Cumberland Livestock Somerset, KY Sept. 20, 2014 Feeder Steers: Medium & Large 1-2 85 hd. 611# 252.10 blk-charx Feeder Heifers: Medium & Large 1-2 81 hd. 651# 232.90 blk-charx</p> | <p>Washington Co. Livestock Springfield, KY Sept 22, 2014 Feeder Steers: Medium & Large1-2 48 hd. 589# 262.25 blk Holstein Steers: Large 3 59 hd. 833# 173.00</p> | <p>Livingston Co. Livestock Ledbetter, Ky. Preconditioned Feeder Calf Sale Sept. 19, 2014 Feeder Steers: Medium & Large 1-2 48 hd. 457# 279.19 43 hd. 471# 280.40 53 hd. 564# 250.00 85 hd. 635# 245.10 62 hd. 733# 227.50 40 hd. 816# 216.00 Feeder Heifers: Medium & Large1-2 67 hd. 436# 268.35 50 hd. 510# 249.50 30 hd. 557# 249.50 85 hd. 575# 208.00 38 hd. 890# 190.00</p> |
| <p>Producers Livestock Auction Co, San Angelo, Texas Sept. 24, 2014; Compared to last week slaughter lambs firm to 5.00 higher. Slaughter ewes firm to 4.00 higher. Feeder lambs firm to 5.00 higher. Nannies 5.00-10.00 higher, instances 10.00-20.00 higher; kids steady. Trading fairly active, demand good. All sheep and goats sold per hundred weight (CWT) unless otherwise specified.</p> | | | |
| <p>Click Here to see the full report.</p> | | | |
| <p>New Holland Sales Stables - New Holland, PA Sept. 22, 2014; Compared to last week, Slaughter Lambs sold mostly 20.00-40.00 higher. Slaughter Ewes sold mostly weak. Slaughter Goats: Slaughter kids sold mostly steady to 10.00 higher. Nannies traded mostly steady. Demand was good. All goats are sold by the head on estimated weights.</p> | | | |
| <p>Click here to see the full report</p> <p>National Daily Direct Slaughter Cattle Negotiated Purchases 9/25/2014 Live Bids- weighed average weights & prices Steers: 80%-up Choice 1475 lbs 154.00 Heifers: 80%-up Choice NA</p> | | | |